



UNIVERSITY OF VETERINARY AND
ANIMAL SCIENCES LAHORE

BOOT CAMP

for

VETERINARY PROFESSIONALS



**A FOUR-WEEK COMPREHENSIVE PROGRAM FOCUSED
ON ENHANCING CLINICAL SKILLS**

Organized by Clinical Departments of UVAS Lahore

APPLIED EXPERTISE FOR NAVLE, AVE & MRCVS



PATRON-IN-CHIEF

Prof. Dr. Nasim Ahmad (S.I.)
Vice Chancellor
UVAS, Lahore



COORDINATOR

Prof. Dr. Muhammad Ijaz
Mob. No. 0333-6255049
email: mijaz@uvas.edu.pk

BOOT CAMP

THE MENU

- Hands on Equine Training
- Ruminant Training
- Small Animal Training
- Necropsy and Clinical Pathology
- Radiology and Ultrasonography
- Surgery and Anesthesia

ESSENTIALS



DURATION —
Jan 01, 2024 - Jan 26, 2024



ELIGIBILITY —
DVM Degree Holders



REG. FEE —
40,000 PKR



AVAILABLE SEATS
20 (1st come 1st serve)

REGISTRATION



REGISTRATION LINK

<http://coms.uvas.edu.pk/bct/signin.asp>

VICE-CHANCELLOR'S MESSAGE

Dear Participants,

It is with great pleasure that I extend my warmest welcome to all veterinarians attending our upcoming "One-month Boot Camp for Veterinary Professionals". Being organized by the Department of Veterinary Medicine, Department of Veterinary Surgery, Department of Theriogenology, and Department of Small Animal Clinical Sciences, this intensive program has been meticulously crafted to provide a comprehensive platform focusing on the essential practical procedures and hands-on training in both livestock and companion animals practice.

The Clinical Department of UVAS stands as a cornerstone in our commitment to excellence, providing state-of-the-art clinical, teaching, extension, and research facilities. The initiative to conduct this 4-week Boot Camp will help to cater to the needs of both seasoned field practitioners and beginners in the field of veterinary medicine. For seasoned practitioners, it serves as an avenue to refresh their knowledge base with the latest advancements and updated procedures. For beginners, this program serves as a gateway providing comprehensive clinical experience and guidance necessary to embark on a successful veterinary career. Additionally, this training program is designed to align with the requirements of foreign veterinary licensing exams, enabling participants to pursue global professional opportunities upon completion. This specialized training will help to equip our esteemed veterinary professionals with a robust skill set in medicinal, surgical, and Theriogenology procedures.


We aim to elevate their expertise, ensuring they possess the necessary tools and knowledge to address the diverse challenges encountered in the field.

I encourage all participants to immerse themselves fully in this enriching clinical experience. I extend my deepest appreciation to the organizers, instructors, and all those involved in facilitating this invaluable training opportunity. Together, let us strive to elevate standards, promote excellence, and advance the noble cause of veterinary science.

Prof. Dr. Nasim Ahmad (S.I.)

Vice Chancellor

University of Veterinary and Animal Sciences, Lahore



TRAINING COORDINATOR'S MESSAGE

Esteemed Veterinary Professionals,

Welcome to this distinguished clinical hands-on training boot camp - an important initiative not only in refining your expertise but also in preparing for foreign veterinary licensing exams. This intensive training endeavor has been meticulously curated to equip you not only with advanced clinical skills but also with the knowledge essential for success in licensing examinations abroad.

The idea of the 4-week training program emerged due to high demand from graduated students, field practitioners, and stakeholders. The training has been divided into four modules, where the participants will undergo vigorous hands-on training in different basic as well as the latest clinical procedures in livestock and pet animals. Keeping in view the importance of different clinical procedures and emphasized animal species in foreign veterinary licensing exams, the timing allotted to each module has been decided. The main focus is given to the pet animals' procedures, which are a major portion of the licensing exams. We have incorporated experienced and renowned clinicians from different domains, including veterinary medicine, veterinary surgery, reproduction, and pet animal practice, to uplift the level of exposure for the participants.

In response to the evolving needs of the veterinary profession, we have designed the modules specifically tailored to cover emerging trends and advancements in clinical veterinary practice. These modules aim to provide you with insights into the latest developments and technologies shaping the field, ensuring that you are well-prepared for the dynamic landscape of modern veterinary practice.

We extend our sincerest gratitude for your participation in this distinguished training program. May this training be an enriching and enlightening chapter in your professional journey, paving the way for success not just in the immediate future but on an international stage.

Prof. Dr. Muhammad Ijaz
Training Coordinator
Boot Camp UVAS, Lahore



OBJECTIVES OF TRAINING PROGRAM

- Hands-on clinical training on handling, clinical examination, and clinical procedures in equines and food animals procedures
- Assessment and management of major reproductive issues of livestock animals
- Hands on training on clinical examination, anesthesia, and surgical procedures in companion animals
- Evaluation of ultrasound and radiographic findings in diagnostics
- In-depth understanding and application of clinical pathology
- Interpretation and decision making based on clinical pathology and diagnostic tests
- Advanced sessions on emerging technologies and practices in veterinary medicine
- Specialized training in critical care and emergency medicine for small and large animals

PROGRAM DETAILS

INAUGURAL EVENT	
9:00 - 9:05 am	Recitation
9:05 - 9:10 am	Welcome address and Introduction to Boot Camp by Prof. Dr. Muhammad Ijaz, Training Coordinator
9:10 - 9:20 am	Address by Chief Guest
9:20 - 9:30 am	Remarks by the worthy vice-chancellor

TRAINING PROGRAM SCHEDULE

WEEK 01 – VETRINARY MEDICINE & SURGERY

DAY 01

Program	Time	Session	Resource Person	Venue
Inaugural Session	09:00-09:30	-	-	Veterinary Academy
Tea Break (09:30-10:00)				
Importance of individual and herd level History taking in diagnosis of major livestock diseases	10:00-11:00	Theory	Dr. Jawaria Ali Khan	Dept. of Vet. Medicine
Restraining and casting of bovines	11:00-01:00	Practical	Dr. Jawaria Ali Khan	Dept. of Vet. Medicine
Break (01:00-02:00)				
Restraining and casting of equines	02:00-05:00	Practical	Dr. Arslan Ahmed	Dept. of Vet. Medicine

DAY 02

General and Clinical examination of Equines	09:00-01:00	Practical	Prof. Dr. Muhammad Avais	Dept. of Vet. Medicine
Break (1:00-2:00)				
General and Clinical examination of Bovines	02:00-05:00	Practical	Dr. Zahid Iqbal	Dept. of Vet. Medicine

DAY 3

Blood sampling and drug administration routes in bovines & equines	09:00-01:00	Practical	Prof. Dr. M. Avais	Dept. of Vet. Medicine
Break (1:00-2:00)				
Urine collection by catheterization in mare	02:00-05:00	Practical	Prof. Dr. M. Ijaz	Dept. of Vet. Medicine

DAY 04

Program	Time	Session	Resource Person	Venue
Nasogastric intubation in equines	09:00-01:00	Practical	Prof. Dr. M. Ijaz	Dept. of Vet. Medicine
Break (01:00-02:00)				
Passing of stomach tube in food animals	02:00-05:00	Practical	Prof. Dr. M. Ijaz	Dept. of Vet. Medicine

DAY 05

Hematobiochemical test's interpretation (case studies)	9:00-01:00	Theory/ practical	Prof. Dr. Irshad Hussain (Canada)	Veterinary Academy
Break (1:00-2:00)				
Mastitis test for bovines	2:00-05:00	Practical	Dr. Arslan Ahmed	Dept. of Vet. Medicine

WEEK 02 – THERIOGENOLOGY & VETERINARY SURGERY

DAY 01

Program	Time	Session	Resource Person	Venue
Pelvic and reproductive tract anatomy; Complications of Rectal palpation; evaluation of pregnant tract using rectal exam	9:00-01:00	Theory	Prof. Dr. Amjad Riaz	Veterinary Academy
Break (1:00-2:00)				
Assessment of pregnant and non-pregnant cows including uterine and ovarian abnormalities	02:00-5:00	Practical	Dr. Muhammad Irfan ur Rehman Khan	Theriology Clinic

DAY 2

Application of dystocia resolving Methods and application of obstetrical instruments	9:00-01:00	Practical	Dr. Abdul Rehman	Theriology Clinic
Break (1:00-2:00)				
Assessment of pre calving Presentation, position and posture of calf (3Ps) in phantom box or live animal	2:00-05:00	Practical	Dr. Aijaz Ali Channa	Theriology Clinic

DAY 3

Case based discussion using audio video records related to herd based reproductive issues (Abortions, Ketosis, Milk fever, Repeat breeders etc.)	9:00-01:00	Theory	Prof. Dr. Aleem Bhatti/ Dr. Ayyub Bajwa (USA) / Dr. Ali Husnain	Veterinary Academy
Break (1:00-2:00)				
Vaginal examination of large animals	02:00-05:00	Theory	Dr. M Irfan ur Rehman Khan	Theriology clinic

DAY 04

Program	Time	Session	Resource Person	Venue
General horse identification marks and filling out the identification form	09:00-01:00	Practical	Dr. Hammad Bin Rasheed	Dept. of Vet. Surgery
Break (1:00-2:00)				
Regional Anesthesia (Paravertebral / epidural anesthesia)	02:00-05:00	Practical	Dr. Syed Aun Muhammad	Dept. of Vet. Surgery

DAY 05

Lameness examination in farm animals	09:00-01:00	Practical	Dr. Kashif Maan	Dept. of Vet. Surgery
Break (1:00-2:00)				
Nerve blocking for general surgical procedures	02:00-05:00	Practical	Dr. Kashif Maan	Dept. of Vet. Surgery

WEEK 03 – SMALL ANIMAL PRACTICES

DAY 01

Program	Time	Session	Resource Person	Venue
General Examination of Dog and cat General physiological parameters required clinically	09:00-01:00	Practical	Prof. Dr. Asim Khalid Mahmood	Dept. of Small Animal Clinical Sciences (SACS)
Break (1:00-2:00)				
Dentition and dental problems of dog and cat	02:00-05:00	Practical	Prof. Dr. Asim Khalid Mahmood	Dept. of SACS

DAY 2

Major contra-indicated / toxicological medicines in dogs, cats and rabbits	09:00-01:00	Theory	Dr. Uzma Farid Durrani	Veterinary Academy
Break (1:00-2:00)				
Drug administration in dogs and cats Eye conditions in dogs and cats	02:00-5:00	Practical	Dr. Uzma Farid Durrani	Dept. of SACS

DAY 3

Suturing techniques and materials	09:00-01:00	Practical	Dr. Zain Khalid	Dept. of SACS
Break (1:00-2:00)				
Suturing techniques and materials	02:00-05:00	Practical	Dr. Zain Khalid	Dept. of SACS

DAY 04

Preoperative preparation of patient, surgical instruments and operation theater	09:00-01:00	Practical	Dr. Mazhar Iqbal (Rtd)	Dept. of SACS
Break (1:00-2:00)				
Preoperative preparation of surgeon and draping of patient	02:00-05:00	Practical	Dr. Mazhar Iqbal (Rtd)	Dept. of SACS

DAY 05

Program	Time	Session	Resource Person	Venue
Preoperative anesthesia Gas anesthesia, ET tube etc.	09:00-01:00	Practical	Dr. Zia ullah Mughal	Dept. of SACS
Break (1:00-2:00)				
Monitoring anesthesia and vitals on cardiac monitor	02:00-05:00	Practical	Dr. Zia ullah Mughal	Dept. of SACS

WEEK 04 – SMALL ANIMAL PRACTICES

DAY 01

Program	Time	Session	Resource Person	Venue
Demonstration of spaying procedure	09:00-01:00	Practical	Prof. Dr. Asim Khalid Mahmood	Dept. of SACS
Break (1:00-2:00)				
Demonstration of spaying procedure	02:00-05:00	Practical	Prof. Dr. Asim Khalid Mahmood	Dept. of SACS

DAY 2

Radiography (exposures and positioning)	09:00-01:00	Practical	Dr. Uzma Farid Durrani	Dept. of SACS
Break (1:00-2:00)				
Ultrasonography (exposures and positioning)	02:00-05:00	Practical	Dr. Shehla Gul Bukhari	Dept. of SACS

DAY 3

Nervous system examination	09:00-01:00	Theory & Practical	Prof. Dr. Asim Khalid Mahmood	Veterinary Academy & Dept. of SACS
Break (1:00-2:00)				
Nervous system examination	02:00-05:00	Theory & Practical	Prof. Dr. Asim Khalid Mahmood	Veterinary Academy & Dept. of SACS

DAY 04

Program	Time	Session	Resource Person	Venue
Discussion on pets issues related to Digestive system, Pancreatitis, Cholangiohepatitis/ Triaditis, Acute abdomen, Respiratory Diseases, Emergency cases	09:00-01:00	Theory	Dr. Zia Ullah	Veterinary Academy
Break (1:00-2:00)				
Discussion on Hyperthyroidism, Hypothyroidism, Hyperadrenocorticism, Hypoadrenocorticism, Diabetes, IMHA, IMTP	2:00-05:00	Theory	Dr. Zia Ullah	Veterinary Academy

DAY 05

Procedure for immigration to foreign countries by veterinary licensing exams	08:00-09:00	Theory	Immigration consultant	Veterinary Academy
Major diseases of dogs and cats (cats (parvo, distemper, dilated and hypertrophic cardiomyopathy, GDV, FIP, FeLV, FIV and Pyometra)	9:00-01:00	Theory & practical	Dr. M. Waqas	Veterinary Academy
Break (1:00-2:00)				
Major diseases of dogs and cats	02:00-03:30	Theory	Dr. Sohail Dilawar (Canada)	Veterinary Academy
Concluding ceremony and distribution of certificates	03:30-04:00	-	-	Veterinary Academy

SOPs FOR PARTICIPANTS

All participants will be required to

- Ensure 100% attendance throughout the training
- Wear scrub suit along with stethoscope and digital thermometer
- Strictly follow the timings as per schedule

RESOURCE PERSONS


GUEST SPEAKERS



PROF. DR. MAZHAR IQBAL

PhD, MSc (Hons), DVM


Expertise: Over 35 years of clinical experience in Livestock and pet animals surgeries



PROF. DR. ALEEM BHATTI

PhD (USA), MSc (Hons), DVM

Expertise: Over 35 years of clinical experience in Livestock reproduction and farm management
email: draleem5@hotmail.com



PROF. DR. IRSHAD HUSSAIN

NAVLE (Canada), Postdoc (USA), PhD (USA), MSc, DVM

Expertise: Over 30 years of experience in veterinary diagnostics
email: irshad.hussain@uvas.edu.pk



DR. KAMRAN JAHANGIR

NAVLE (Practicing Vet in Canada), DVM

Expertise: Companion animal diagnostics and surgeries



DR. AYUB BAJWA

NAVLE (Practicing Vet in USA), DVM

Expertise: Companion animal diagnostics and surgeries
email: grandstrandvet@gmail.com



DR. SOHAIL DILAWAR

NAVLE (Practicing Vet in Canada), DVM

Expertise: Companion animal diagnostics and surgeries

DEPARTMENT OF VETERINARY MEDICINE



DR. JAWARIA ALI KHAN

PhD, MPhil, DVM

Expertise: Over 25 years of clinical experience

email: jawaria.khan@uvas.edu.pk



PROF. DR. MUHAMMAD IJAZ

Post-doc (USA), PhD, MPhil, DVM

Expertise: Over 15 years of clinical experience in Internal Medicine

email: mijaz@uvas.edu.pk



PROF. DR. MUHAMMAD AVAIS

PhD, MPhil, DVM

Expertise: Over 19 years of clinical experience in Livestock Medicine

email: mavais@uvas.edu.pk



DR. MUHAMMAD ZAHID IQBAL

PhD, MPhil, DVM

Expertise: Over 10 years of clinical and field experience in Livestock Animal Medicine

email: zahid.iqbal@uvas.edu.pk



DR. ARSLAN AHMED

PhD, MPhil, DVM

Expertise: Over 05 years of clinical and extension experience in Internal Medicine

email: arslan.ahmed@uvas.edu.pk

DEPARTMENT OF THERIOGENOLOGY



DR. M IRFAN-UR REHMAN KHAN

PhD (Uni. of Saskatchewan, Canada),
MPhil, DVM

Expertise: Over 17 years of clinical
experience in obstetrics and veterinary
ultrasonography.

email: irfan.khan@uvas.edu.pk



PROF. DR. AMJAD RIAZ

PhD, MSc Hons., DVM

Expertise: Over 15 years of clinical
experience in theriogenology and
veterinary ultrasonography

email: dramjadriaz@uvas.edu.pk



DR. AIJAZ ALI CHANNA

PhD, MSc Hons., DVM

Expertise: Over 15 years of clinical,
field, & extension experience in
theriogenology and veterinary
ultrasonography

email: draachanna@uvas.edu.pk



DR. ALI HUSNAIN

PhD (USA), MPhil, DVM

Expertise: Over 09 years of
experience in ultrasonography,
hormone assays and IVF

email: ali.husnain@uvas.edu.pk



DR. ABDUL REHMAN

PhD, MPhil, DVM

Expertise: Over 09 years of
experience in clinical handling of
obstetrics cases and ultrasonography

email: Drrehman@uvas.edu.pk

DEPARTMENT OF VETERINARY SURGERY



DR. HAMMAD BIN RASHEED

PhD, MPhil, DVM

Expertise: Over 25 years of experience in clinical handling of surgical cases

email: hamad.chaudhry@uvas.edu.pk



DR. SYED AUN MUHAMMAD

PhD, MPhil, DVM

Expertise: Over 18 years of experience in Livestock animal surgeries

email: aunmuhammad@uvas.edu.pk



DR. MUHAMMAD KASHIF MAAN

PhD (China), MPhil, DVM

Expertise: Over 10 years of experience in Equine and Food animals surgeries

email: kashif.maan@uvas.edu.pk

DEPARTMENT OF SMALL ANIMAL CLINICAL SCIENCES



PROF. DR. ASIM KHALID MAHMOOD

PhD, MSc (Hons.), DVM

Expertise: Over 25 years of experience in Pet animal diagnostics and surgeries

email: asimvet@uvas.edu.pk



DR. UZMA FARID DURRANI

PhD, MSc (Hons.), DVM

Expertise: Over 15 years of experience in Pet animal diagnostics and surgeries

email: ufdurrani@uvas.edu.pk



DR. SHEHLA GUL BUKHARI

NAVLE (AVMA), PhD, PgC (Vet Ed., RVC), M.Sc. Hons., DVM

Expertise: Over 15 years of experience in diagnostic imaging of companion animals

email: shehla.gul@uvas.edu.pk



DR. MUHAMMAD WAQAS

PhD, MPhil, DVM

Expertise: Over 09 years of experience in Pet animals practices

email: muhammad.waqas@uvas.edu.pk



DR. ZIA ULLAH

MPhil, DVM

Expertise: Over 15 years of clinical experience in pet animals diagnostics and surgeries

email: ziaullah.mughal@uvas.edu.pk



DR. ZAIN KHALID

MPhil, DVM

Expertise: Over 10 years of clinical experience in pet animals diagnostics and surgeries

email: zain.khalid@uvas.edu.pk

IMPORTANT INFORMATION

REGISTRATION PROCES

- Registration is open on a first-come, first-served basis. For registration, apply online by visiting UVAS website at <http://coms.uvas.edu.pk/bct/signin.asp>

REGISTRATION FEE

Rs.40000/- for lectures, hands-on practical demonstration, individual instruction, and training materials

ASSESSMENTS AND CERTIFICATE

- Participants will be evaluated at the end of each module
- Successful participants will be provided with "Boot Camp Completion Certificate"

NOTE

- Meals and/or accommodation are not included in the participation fee.
- Meals can be provided on daily payments
- For booking of accommodation at UVAS guest house during Boot Camp, please contact **Mr. Irfan Najmi (0334-9916486)**

FOR INFORMATION

Prof. Dr. Muhammad Ijaz (Training Coordinator)

Department of Veterinary Medicine

University of Veterinary and Animal Sciences, Lahore

Contact: 03336255049

email: mijaz@uvas.edu.pk